

Mining Lands Monthly Activity Report - May 2018

YUKON STATISTICS

Quartz claims staked	1,135	Royalties (troy oz.)	10.294
Placer claims staked	129	Royalties (dollars)	\$ 3.86
Prospecting leases staked	12	Total revenue for the month	\$ 105,562.66

Fiscal Revenue to date:
\$ 211,206.13

REVENUE SUMMARY	Quartz	Coal	Placer	Dredging	MLU	Other	Total
Dawson	\$ 11,204.25	\$ -	\$ 9,938.50	\$ -	\$ 900.00	\$ 289.80	\$ 22,332.55
Mayo	\$ 17,291.50	\$ -	\$ 3,243.75	\$ -	\$ -	\$ 4.20	\$ 20,539.45
Watson Lake	\$ 2,952.60	\$ -	\$ -	\$ -	\$ -	\$ -	\$ 2,952.60
Whitehorse	\$ 58,675.00	\$ -	\$ 974.86	\$ -	\$ -	\$ 88.20	\$ 59,738.06
Total Revenue	\$ 90,123.35	\$ -	\$ 14,157.11	\$ -	\$ 900.00	\$ 382.20	\$ 105,562.66

ACTIVE DISPOSITIONS	Quartz Claims	Quartz Leases	Placer Claims	Placer Leases	Dredging	Coal Leases	Coal Permits	Coal Licenses	Iron & Mica	Total Dispos.
Dawson	48,470	100	18,268	135	3	0	0	0	0	66,976
Mayo	68,329	837	3,098	59	0	0	0	5	525	72,853
Watson Lake	23,165	231	36	1	0	0	0	0	0	23,433
Whitehorse	46,038	312	4,964	77	0	8	0	15	0	51,414
Totals	186,002	1,480	26,366	272	3	8	0	20	525	214,676

PLACER	Dawson	Mayo	Watson	Whse	Total
Claims Lapsed/Refused	57	3	0	0	60
Renewals (Claim Years)	754.25	189.75	0.00	63.00	1,007
Claims Staked	71	47	0	11	129
Total Claims Staked to Date (Fiscal)	317	64	0	50	431

ROYALTIES	Troy Oz	\$
Dawson	0.000	\$ -
Mayo	0.000	\$ -
Watson	0.000	\$ -
Whitehorse	10.294	\$ 3.86
Total	10.294	\$ 3.86
Total - YTD	1,885.014	\$ 706.88

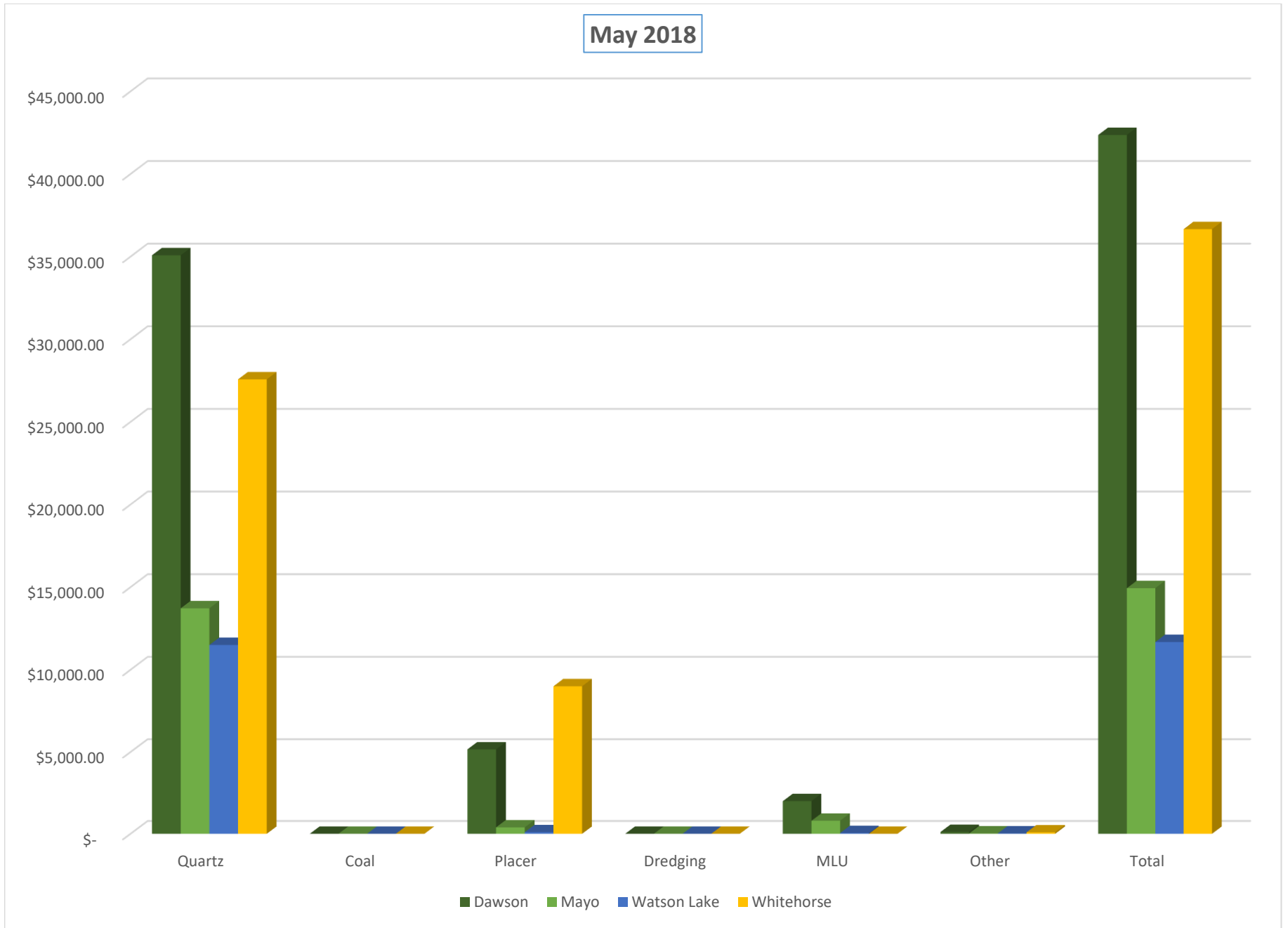
QUARTZ	Dawson	Mayo	Watson	Whse	Total
Claims Lapsed/Refused	0	320	0	0	320
Renewals (Claim Years)	1,568.25	844.00	168.00	1,785.50	4,365.75
Claims Staked	8	833	0	294	1,135
Total Claims Staked to Date (Fiscal)	8	837	0	302	1,147

OTHER	Dawson	Mayo	Watson	Whse	Total
Prospecting Leases Staked	7	2	0	3	12
Dredging Lease Applic.	0	0	0	0	0

MINING LAND USE	Dawson	Mayo	Watson	Whse	Total	CLASS 1 Notifications	Dawson	Mayo	Watson	Whse	Total
Quartz Mining Land Use Applic.	3	0	0	0	3	Qtz Notification Received	3	0	4	0	7
Quartz Approvals Issued	0	3	0	0	3	Qtz Notification Approved	17	1	0	0	18
Placer Mining Land Use Applic.	0	0	0	0	0	Placer Notification Received	24	2	0	0	26
Placer Approvals Issued	0	1	0	0	1	Placer Notification Approved	23	1	0	0	24

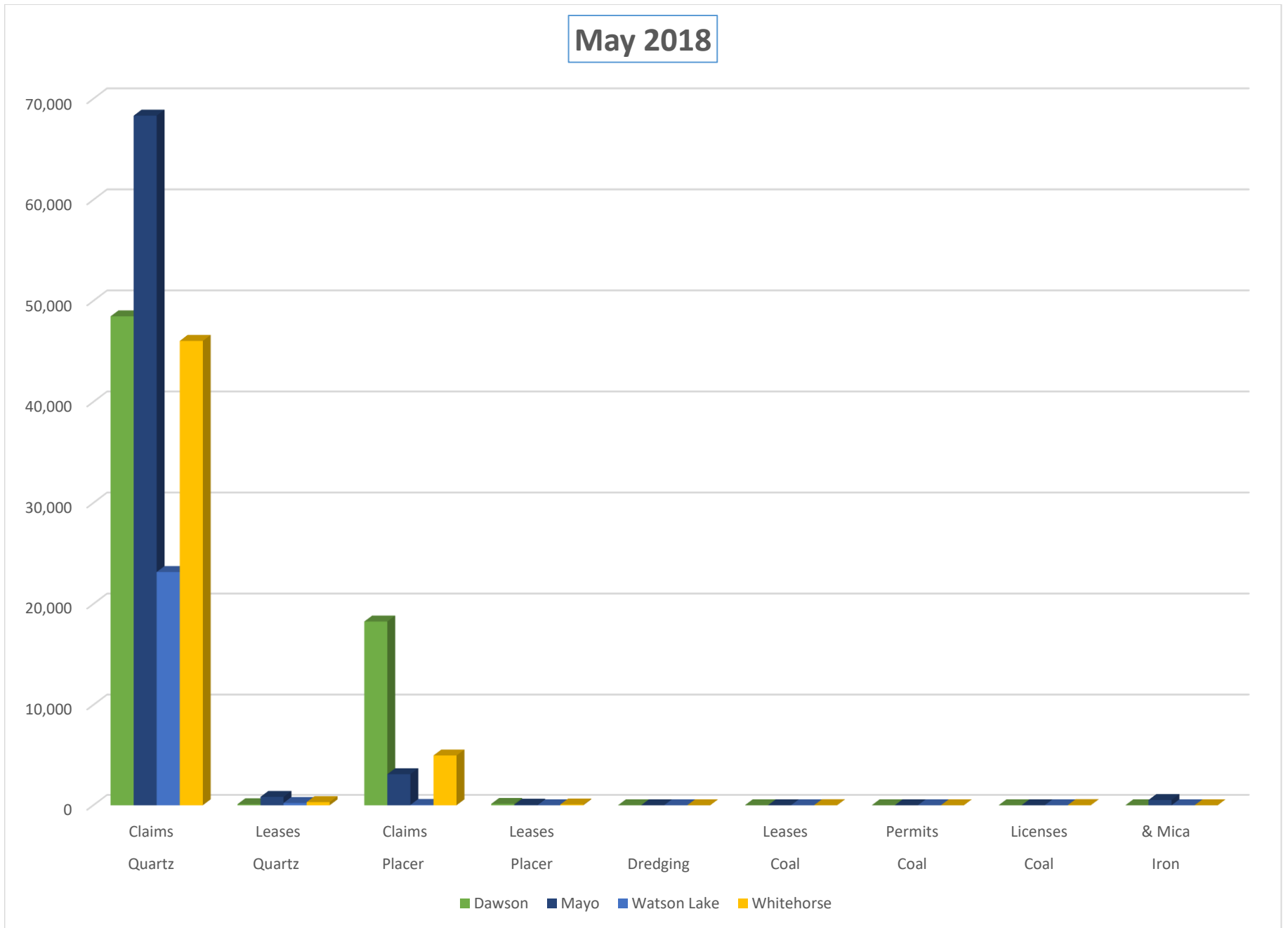
Revenue Summary

May 2018



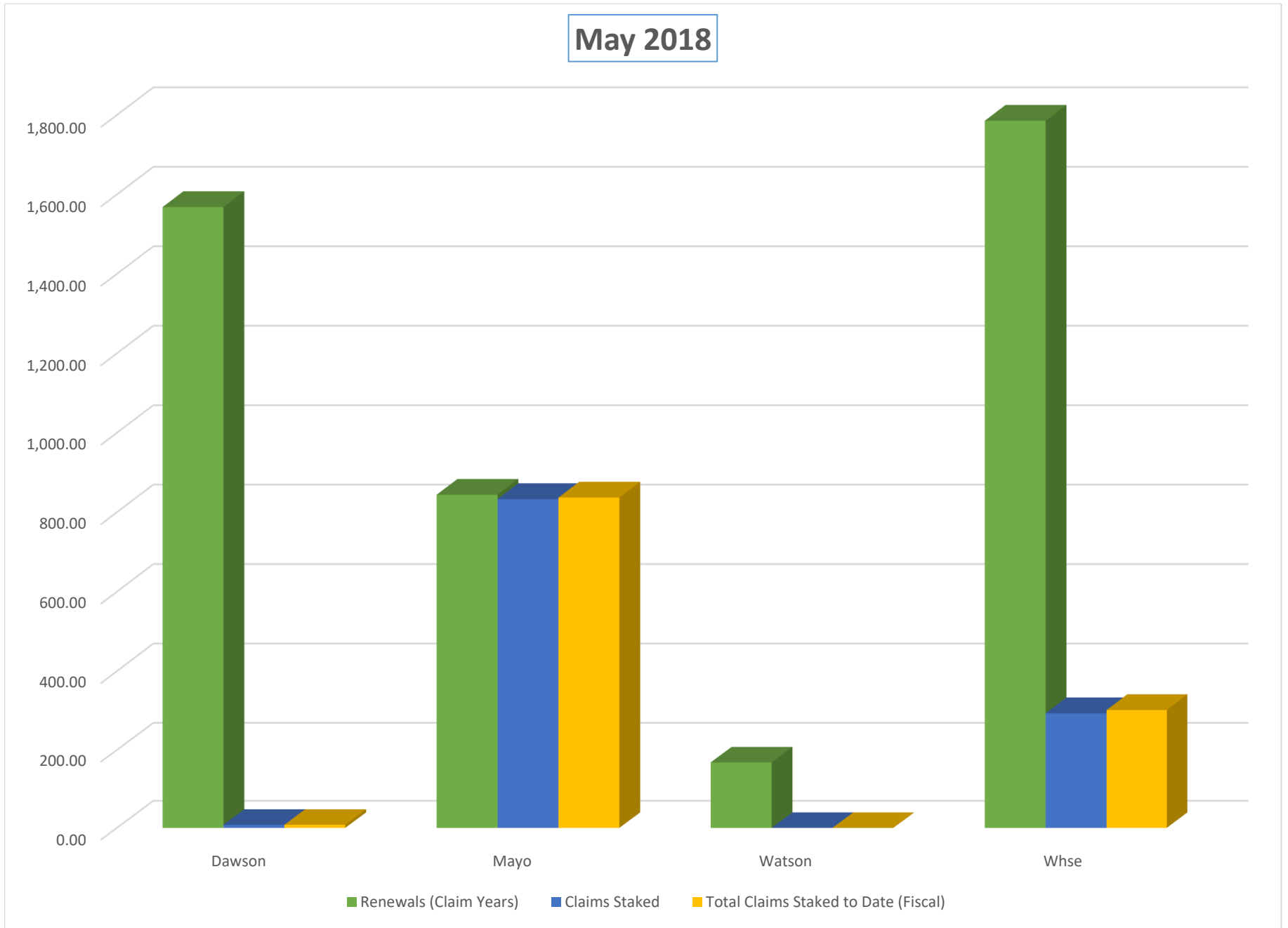
Active Dispositions

May 2018



Quartz Activity

May 2018



Placer Activity

May 2018

