

### Minerals Management Yearly Activity Report - April 2015 - March 2016

**Regional Statistics**

Quartz claims staked	2586	Royalties (troy oz.)	60,642.237
Placer claims staked	1197	Royalties (dollars)	\$23,490.90
Prospecting leases staked	188		
		<b>Fiscal revenue to date</b>	<b>\$1,452,831.09</b>

**Revenue Summary**

District	Quartz	Coal	Placer	Dredging	MLU	Other	Total
Dawson	\$199,196.25	\$0.00	\$195,023.68	\$3,005.00	\$2,250.00	\$2,520.00	<b>\$401,994.93</b>
Mayo	\$341,902.80	\$0.00	\$25,078.25	\$0.00	\$2,550.00	\$336.30	<b>\$369,867.35</b>
Watson Lake	\$234,285.25	\$0.00	\$483.00	\$0.00	\$1,500.00	\$2,025.60	<b>\$238,293.85</b>
Whitehorse	\$357,003.70	\$10,632.75	\$68,816.46	\$0.00	\$4,150.00	\$2,072.04	<b>\$442,674.96</b>
<b>Total Revenue</b>	<b>\$1,132,388.00</b>	<b>\$10,632.75</b>	<b>\$289,401.39</b>	<b>\$3,005.00</b>	<b>\$10,450.00</b>	<b>\$6,953.94</b>	<b>\$1,452,831.09</b>

**District Report - Active Dispositions**

District	Quartz Claims	Quartz Leases	Placer Claims	Placer Leases	Dredging	Coal Leases	Coal Permits	Coal Licenses	Iron & Mica	Total Dispos.
Dawson	53,090	93	15,915	143	3	-	-	-	-	69,244
Mayo	71,264	840	2,174	28	-	-	-	5	525	74,836
Watson Lake	24,256	231	24	2	-	-	-	1	-	24,514
Whitehorse	47,555	311	3,812	69	-	8	-	15	-	51,770
<b>Totals</b>	<b>196,165</b>	<b>1,475</b>	<b>21,925</b>	<b>242</b>	<b>3</b>	<b>8</b>	<b>0</b>	<b>21</b>	<b>525</b>	<b>220,364</b>

**District Activity**

PLACER	Dawson	Mayo	Watson Lk	Whse	Total
Claims Lapsed/Refused	268.00	14.00	28.00	101.00	411.00
Renewals (Claim Years)	21,336.75	1,700.75	37.00	4,111.00	27,185.50
Claims Staked	621.00	267.00	5.00	304.00	1,197
Total Claims Staked to Date (Fiscal)	<b>621</b>	<b>267</b>	<b>5</b>	<b>304</b>	<b>1,197</b>

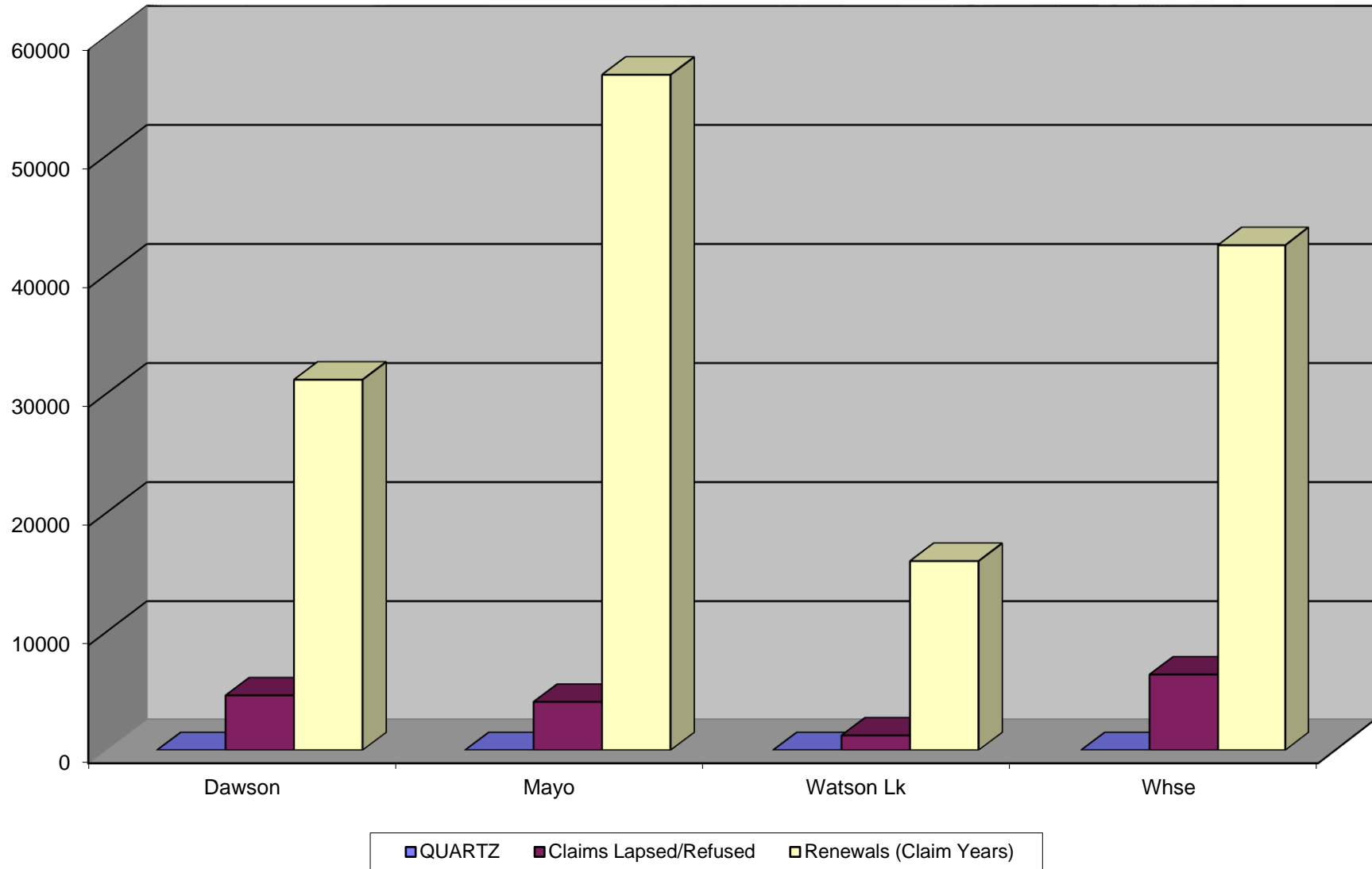
Royalties	Troy Oz	\$
Dawson	53,563.00	\$20,086.19
Mayo	88.38	\$33.15
Watson Lk	0.00	\$0.00
Whitehorse	6,990.86	\$3,371.56
Total - YTD	<b>60,642.24</b>	<b>\$23,490.90</b>

QUARTZ	Dawson	Mayo	Watson Lk	Whse	Total
Claims Lapsed/Refused	4,644.00	4,093.00	1,253.00	6,420.00	16,410.00
Renewals (Claim Years)	31,202.75	56,812.00	15,968.75	42,499.50	146,483.00
Claims Staked	893.00	87.00	214.00	1,392.00	2,586
Total Claims Staked to Date (Fiscal)	<b>893</b>	<b>87</b>	<b>214</b>	<b>1,392</b>	<b>2,586</b>

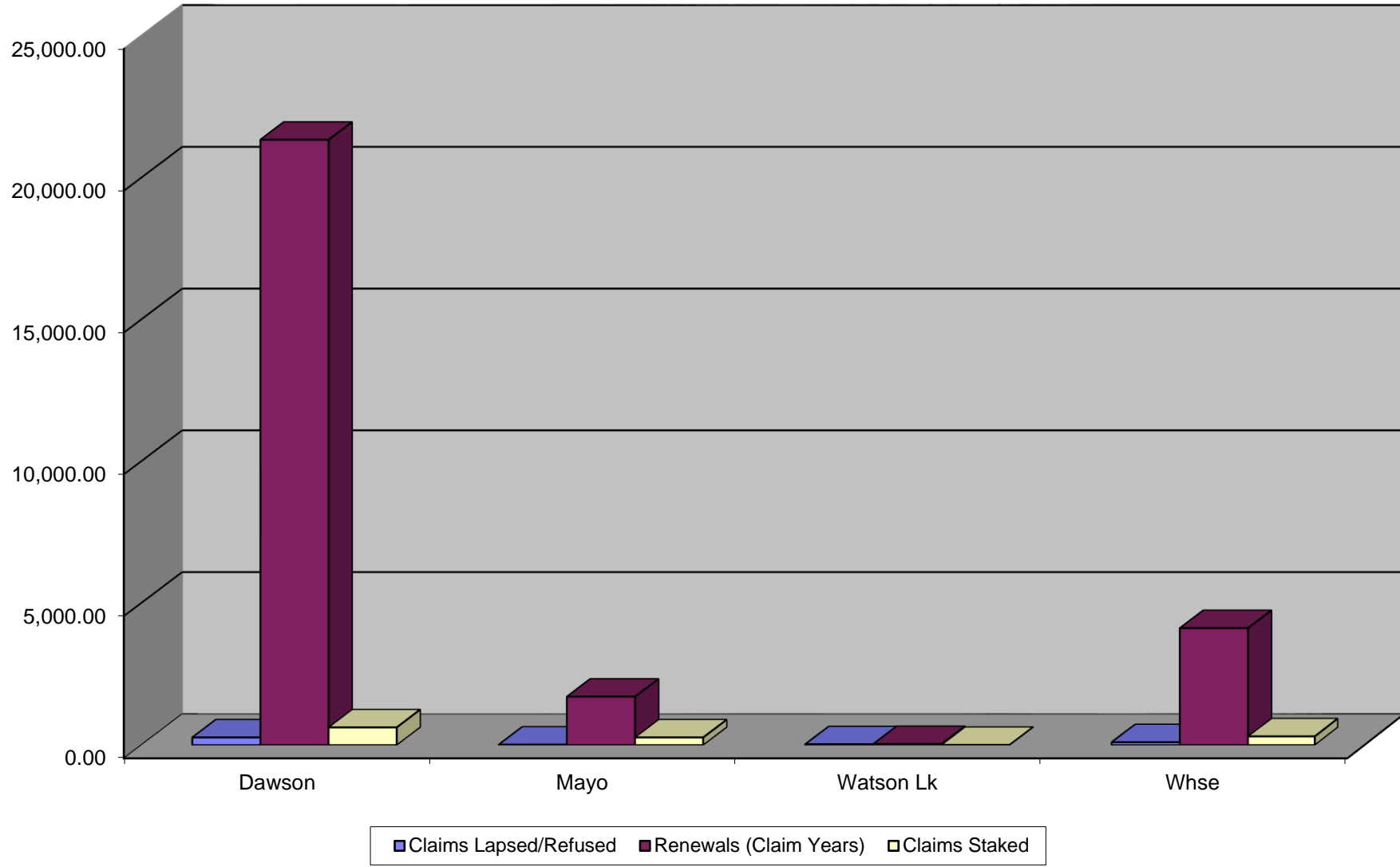
OTHER	Dawson	Mayo	Watson Lk	Whse	Total	YESAA 49.1	Dawson	Mayo	Watson Lk	Whse	Total
Prospecting Leases Staked	90	23	1	74	188	Qtz Amendments Rec'd					0
Dredging Lease Applic.	0	0	0	0	0	Qtz Amendments App'd					0
						Placer Amendments Rec'd					0
						Placer Amendments App'd					0

MINING LAND USE	Dawson	Mayo	Watson Lk	Whse	Total	CLASS 1	Dawson	Mayo	Watson Lk	Whse	Total
Quartz Mining Land Use Applic.	3	2	4	10	19	Qtz Notification Rec'd	0	0	5	7	12
Quartz Approvals Issued	2	1	7	3	13	Qtz Notification App'd	0	0	1	0	1
Placer Mining Land Use Applic.	0	0	0	1	1	Placer Notification Rec'd	4	0	3	17	24
Placer Approvals Issued	0	0	0	1	1	Placer Notification App'd	0	0	1	2	3

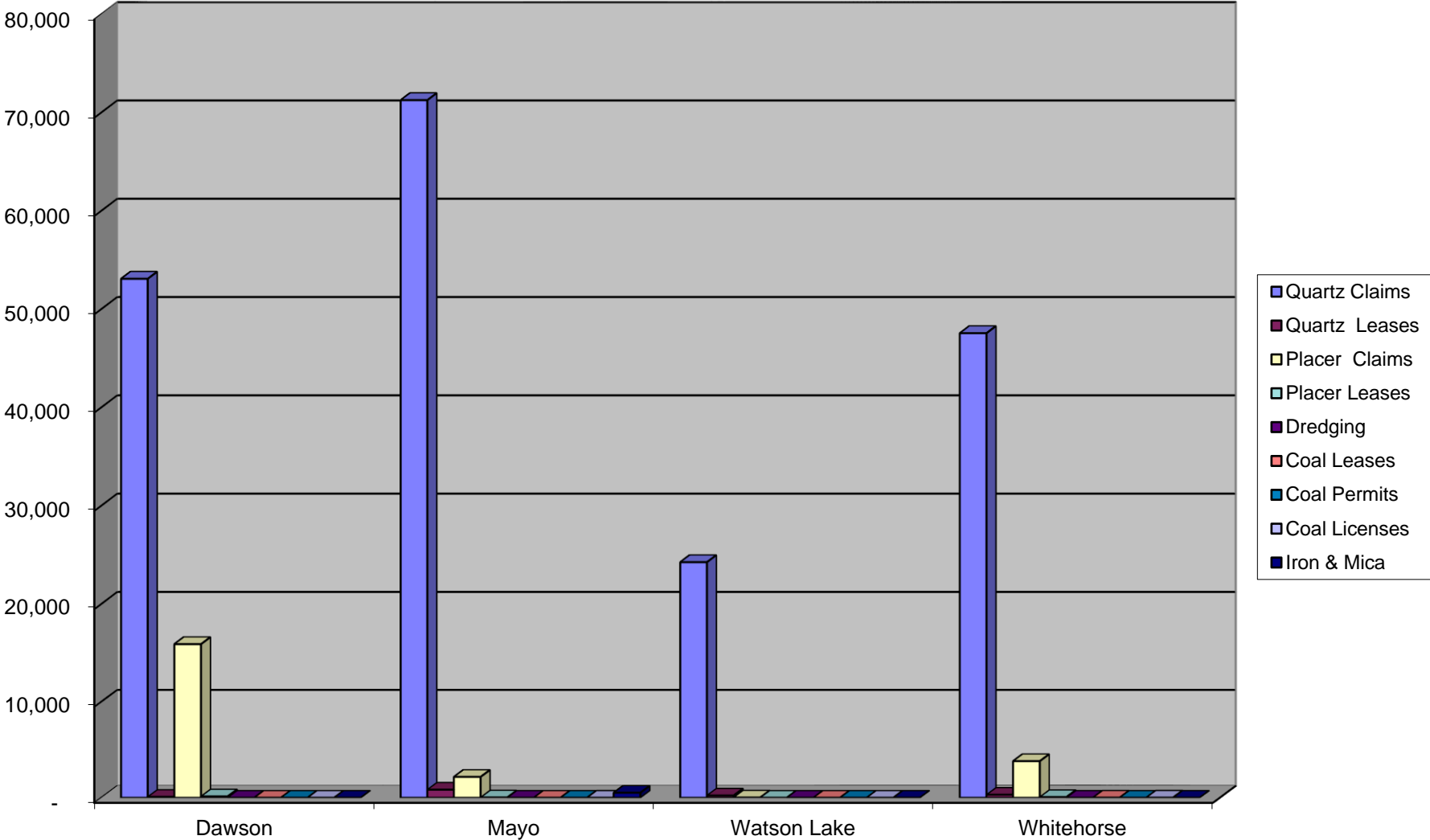
### Quartz Activity April 2015 - March 2016



### Placer Activity April 2015 - March 2016



### Active Dispositions April 2015 - March 2016



# Revenue Summary April 2015 - March 2016

