

## Mining Lands Yearly Activity Report - April 2016 to March 2017

### Yukon Statistics

Quartz claims staked	10,690	Royalties (troy oz.)	71,245.164
Placer claims staked	2,476	Royalties (dollars)	\$ 26,715.15
Prospecting leases staked	302		

<b>Fiscal Revenue to date:</b>
<b>\$ 2,219,055.61</b>

### Revenue Summary

	Quartz	Coal	Placer	Dredging	MLU	Other	Total
Dawson	\$ 567,813.60	\$ -	\$ 252,925.34	\$ 230.00	\$ 2,400.00	\$ 2,997.09	\$ 826,366.03
Mayo	\$ 361,821.95	\$ -	\$ 34,366.61	\$ -	\$ 3,200.00	\$ 625.80	\$ 400,014.36
Watson Lake	\$ 196,372.00	\$ -	\$ 327.00	\$ -	\$ 3,350.00	\$ 184.80	\$ 200,233.80
Whitehorse	\$ 700,182.80	\$ 17,873.57	\$ 68,052.05	\$ -	\$ 4,050.00	\$ 2,283.00	\$ 792,441.42
<b>Total Revenue</b>	<b>\$1,826,190.35</b>	<b>\$17,873.57</b>	<b>\$ 355,671.00</b>	<b>\$230.00</b>	<b>\$ 13,000.00</b>	<b>\$6,090.69</b>	<b>\$2,219,055.61</b>

### Active Dispositions

	Quartz Claims	Quartz Leases	Placer Claims	Placer Leases	Dredging	Coal Leases	Coal Permits	Coal Licenses	Iron & Mica	Total Dispos.
Dawson	53,108	93	17,132	218	3	0	0	0	0	70,554
Mayo	69,029	840	2,636	38	0	0	0	5	525	73,073
Watson Lake	23,069	231	37	1	0	0	0	0	0	23,338
Whitehorse	46,534	311	4,173	111	0	8	0	17	0	51,154
<b>Totals</b>	<b>191,740</b>	<b>1,475</b>	<b>23,978</b>	<b>368</b>	<b>3</b>	<b>8</b>	<b>0</b>	<b>22</b>	<b>525</b>	<b>218,119</b>

PLACER	Dawson	Mayo	Watson	Whse	Total
Claims Lapsed/Refused	272	271	1	271	815
Renewals (Claim Years)	17,140	2,072	17	3,727	22,955
Claims Staked	1,477	546	14	439	2,476
Total Claims Staked to Date (Fiscal)	1,477	546	14	439	2,476

Royalties	Troy Oz	\$
Dawson	64,315.58	\$ 24,118.34
Mayo	202.96	\$ 76.11
Watson	0.00	\$ -
Whitehorse	6,726.62	\$ 2,520.70
<b>Total</b>	<b>71,245.16</b>	<b>\$ 26,715.15</b>
<b>Total - YTD</b>	<b>71,245.16</b>	<b>\$ 26,715.15</b>

QUARTZ	Dawson	Mayo	Watson	Whse	Total
Claims Lapsed/Refused	6,314	0	1,403	2,977	10,694
Renewals (Claim Years)	47,215	48,104	15,975	48,810	160,103.25
Claims Staked	6,350	2,215	173	1,952	10,690
Total Claims Staked to Date (Fiscal)	6,350	2,215	173	1,952	10,690

OTHER	Dawson	Mayo	Watson	Whse	Total
Prospecting Leases Staked	174	42	0	86	302
Dredging Lease Applic.	0	0	0	0	0

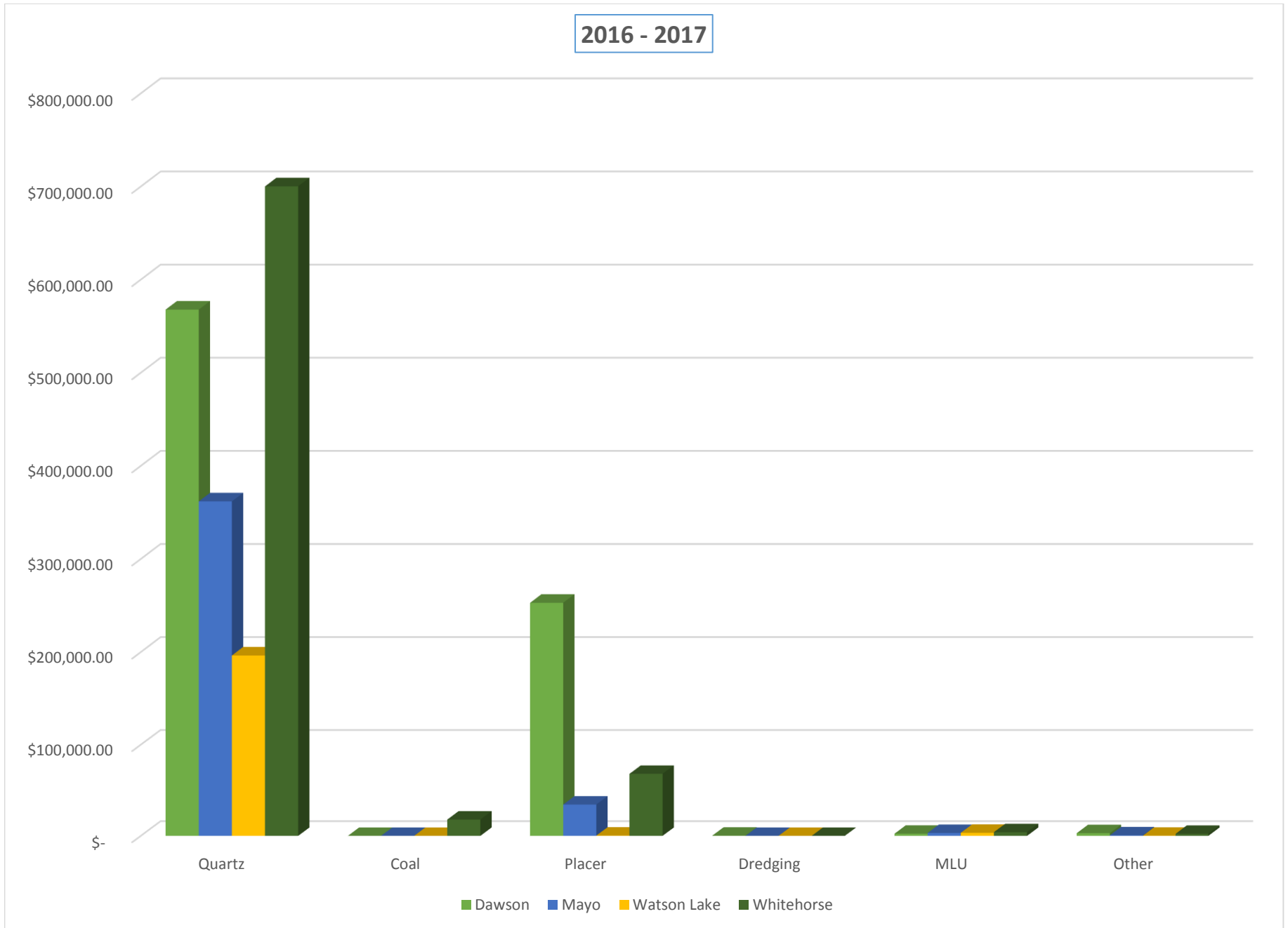
MINING LAND USE	Dawson	Mayo	Watson	Whse	Total
Quartz Mining Land Use Applic.	2	2	9	11	24
Quartz Approvals Issued	0	0	7	0	7
Placer Mining Land Use Applic.	3	7	0	0	10
Placer Approvals Issued	30	0	0	6	36

YESAA 49.1	Dawson	Mayo	Watson	Whse	Total
Qtz Amendments Received	3	3	2	9	17
Qtz Amendments Approved	3	3	2	9	17
Placer Amendments Received	11	3	2	9	25
Placer Amendments Approved	5	3	2	9	19

CLASS 1	Dawson	Mayo	Watson	Whse	Total
Qtz Notification Received	0	0	3	9	12
Qtz Notification Approved	0	0	2	5	7
Placer Notification Received	8	0	3	18	29
Placer Notification Approved	4	0	1	10	15

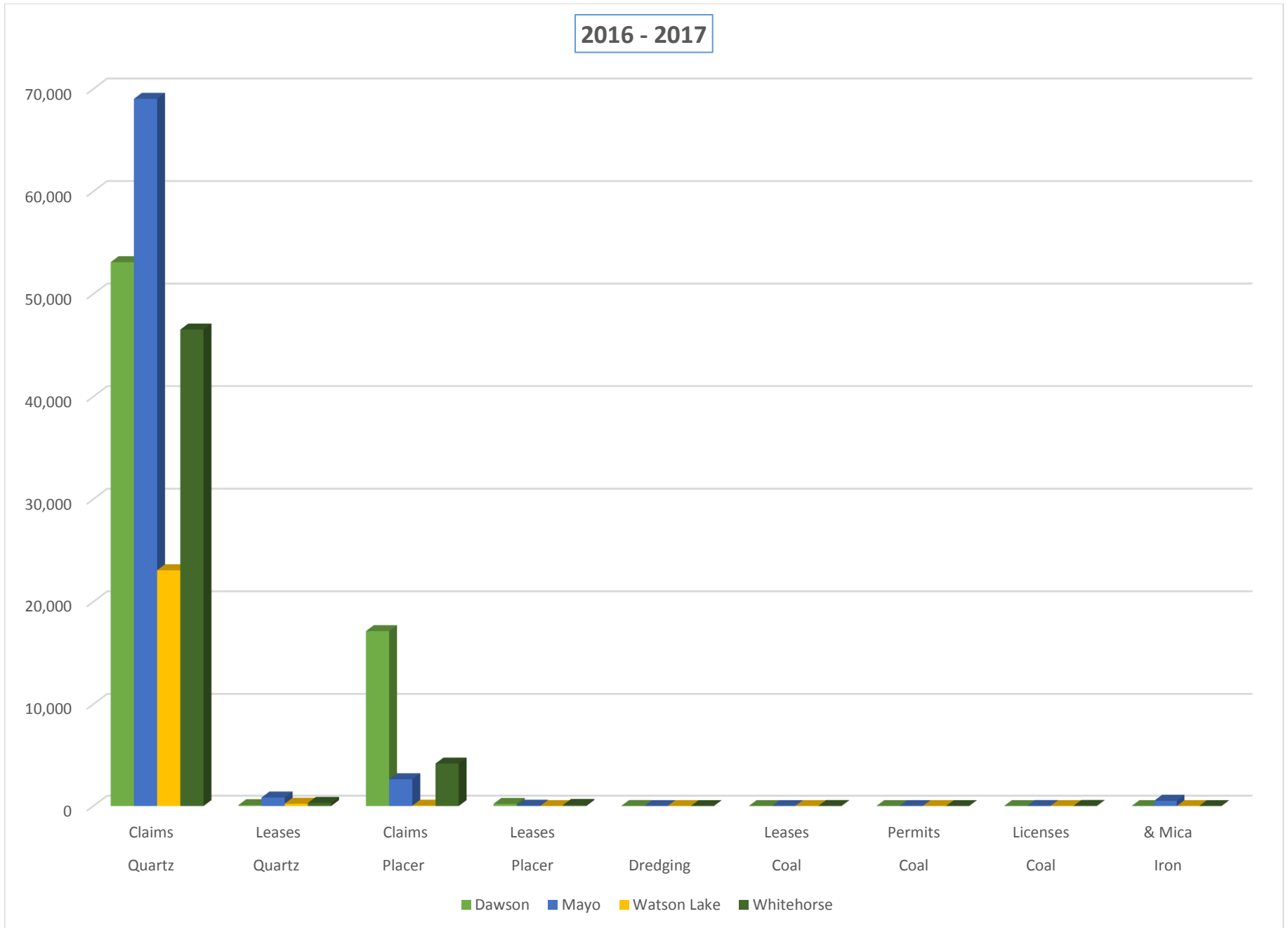
# Revenue Summary

2016 - 2017



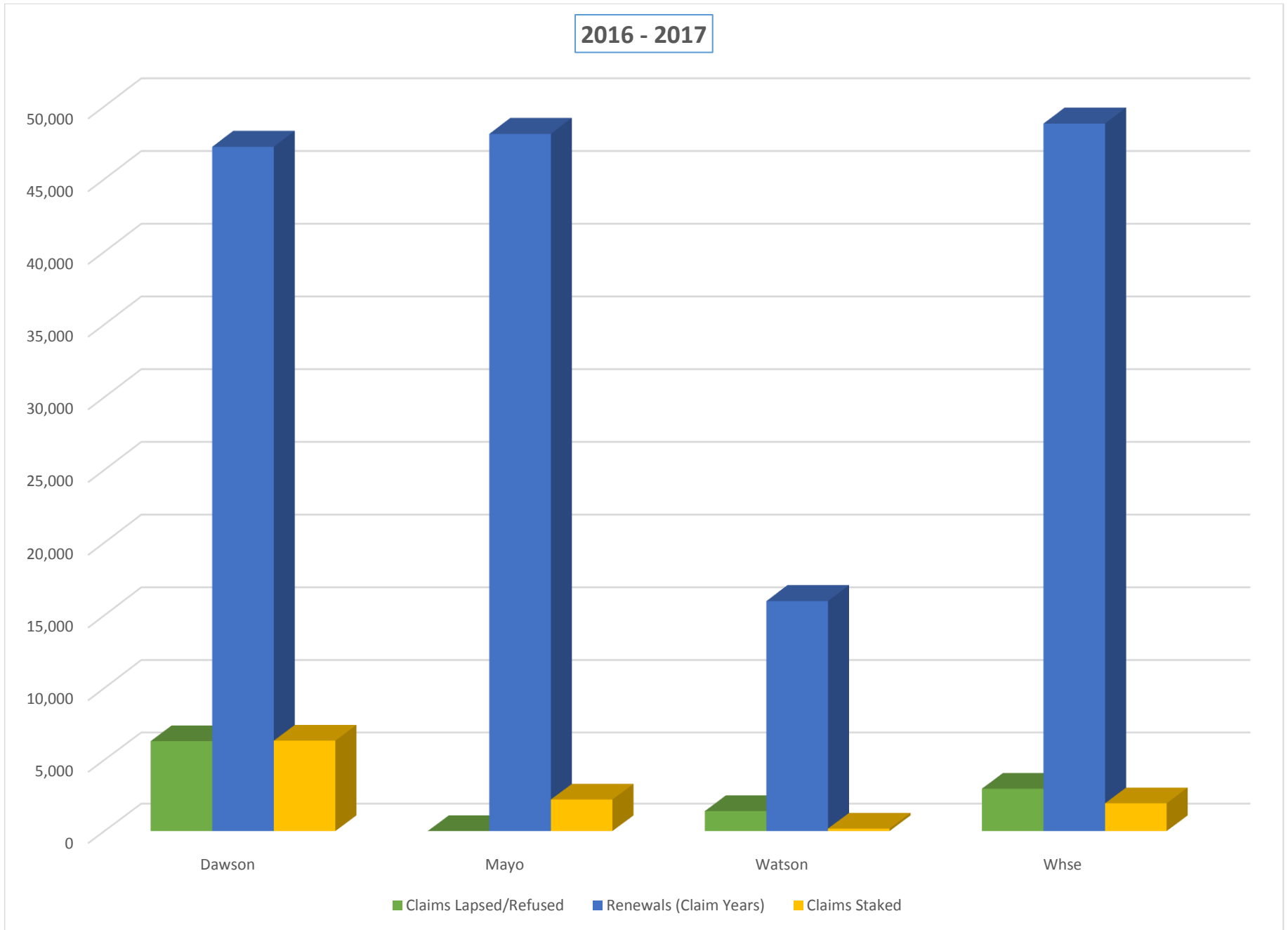
# Active Dispositions

2016 - 2017



# Quartz Activity

2016 - 2017



# Placer Activity

2016 - 2017

