

Minerals Management Yearly Activity Report - April 2008 - March 2009

Regional Statistics

Quartz claims staked	13628	Royalties (troy oz.)	53,097.652
Placer claims staked	718	Royalties (dollars)	\$19,911.59
Prospecting leases staked	104		
		Fiscal revenue to date	\$2,028,888.52

Revenue Summary

District	Quartz	Coal	Placer	Dredging	MLU	Other	Total
Dawson	\$175,159.80	\$0.00	\$173,586.64	\$230.00	\$2,800.00	\$1,600.20	\$353,376.64
Mayo	\$634,205.85	\$50.00	\$12,366.93	\$0.00	\$2,750.00	\$537.45	649,910.23
Watson Lake	\$528,845.15	\$3,424.30	\$2,099.00	\$0.00	\$2,000.00	\$297.49	536,665.94
Whitehorse	\$431,589.80	\$9,654.77	\$39,350.28	\$0.00	\$1,800.00	\$6,540.86	488,935.71
Total Revenue	\$1,769,800.60	\$13,129.07	\$227,402.85	\$230.00	\$9,350.00	\$8,976.00	\$2,028,888.52

District Report - Active Dispositions

District	Quartz Claims	Quartz Leases	Placer Claims	Placer Leases	Dredging	Coal Leases	Coal Permits	Coal Licenses	Iron & Mica	Total Dispos.
Dawson	14,981	93	13,809	75	3	-	-	-	-	28,961
Mayo	21,232	841	1,285	25	-	-	-	2	525	23,910
Watson Lake	17,137	-	138	-	-	-	-	-	-	17,275
Whitehorse	24,866	324	2,522	19	-	8	-	21	-	27,760
Totals	78,216	1,258	17,754	119	3	8	0	23	525	97,906

District Activity

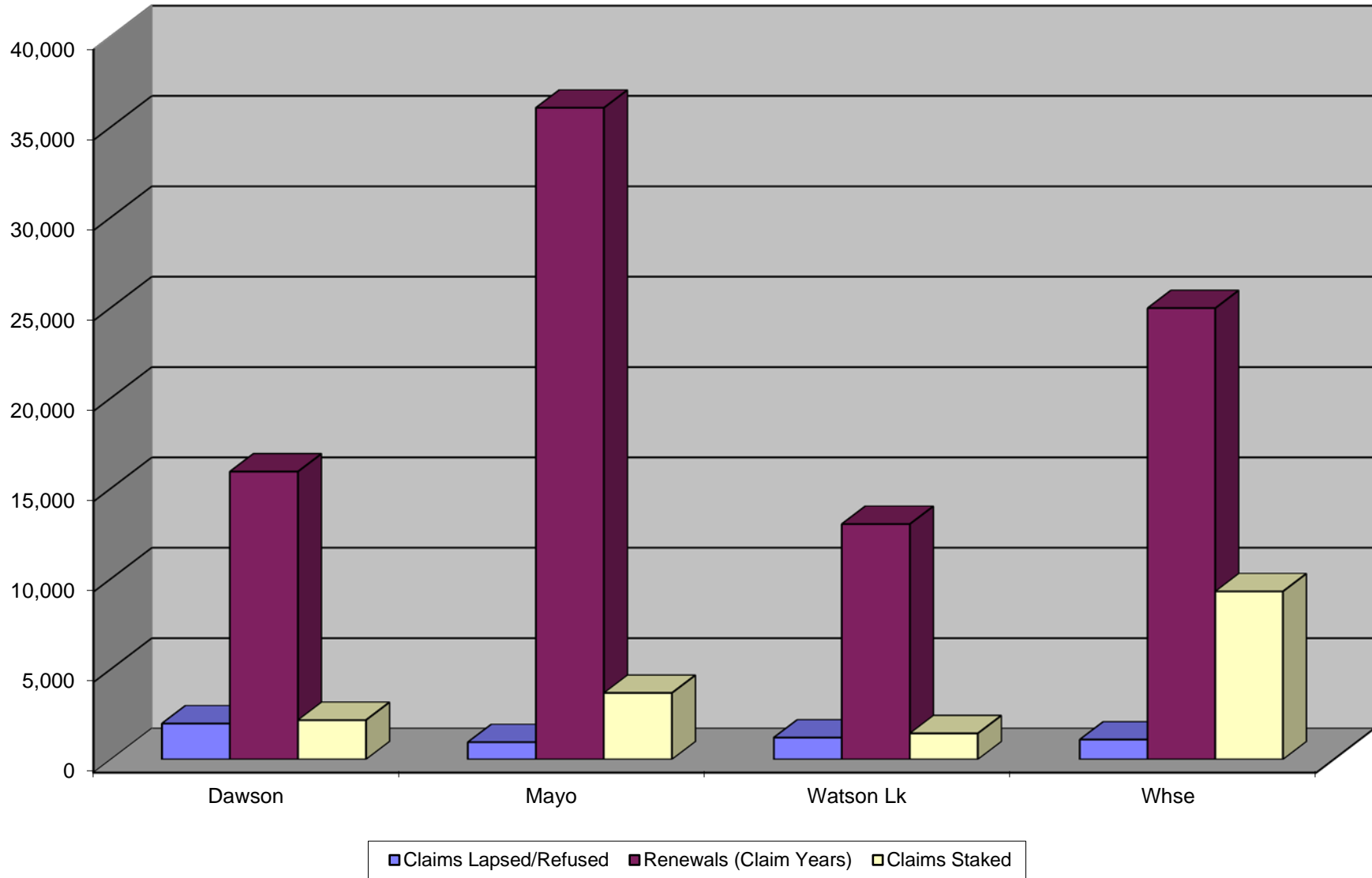
PLACER	Dawson	Mayo	Watson Lk	Whse	Total
Claims Lapsed/Refused	278	52	8	116	454
Renewals (Claim Years)	13,780	897	57	3,023	17,756.8
Claims Staked	289	71	152	282	794

QUARTZ	Dawson	Mayo	Watson Lk	Whse	Total
Claims Lapsed/Refused	1,982	948	1,202	1,091	5,223
Renewals (Claim Years)	15,922.00	36,050.75	13,020.00	24,965.13	89,958
Claims Staked	2,173	3,673	1,439	9,293	16,578

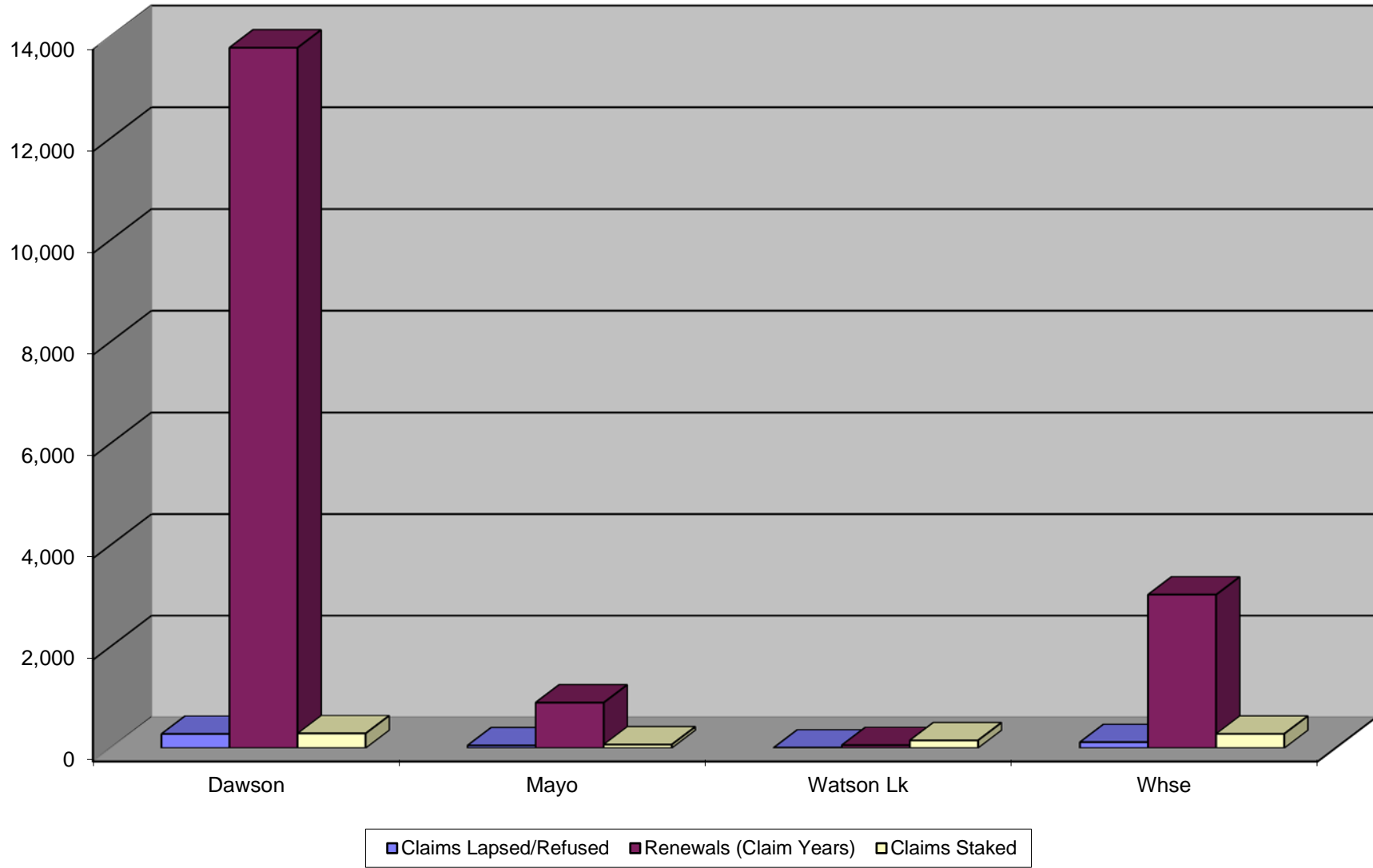
OTHER	Dawson	Mayo	Watson Lk	Whse	Total
Prospecting Leases Staked	77	13	5	23	118
Dredging Lease Applic.	0	0	0	0	0

Royalties	Troy Oz	\$
Dawson	45,930.39	17,223.94
Mayo	423.78	158.93
Watson Lk	0.00	0.00
Whitehorse	6,743.47	2,528.72
Total - YTD	53,097.65	19,911.59

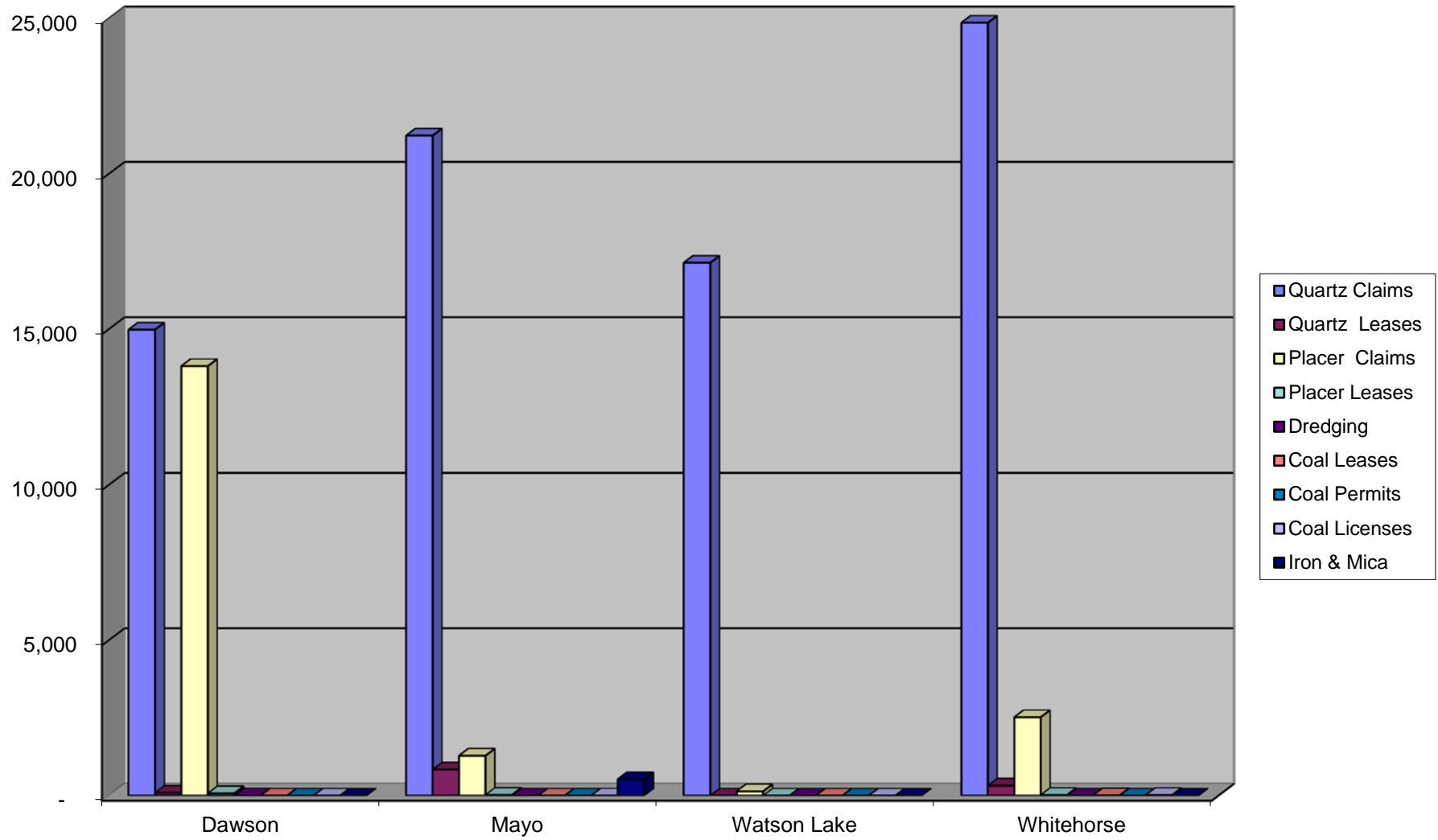
Quartz Activity by Month - April 2008 - March 2009



Placer Activity by Month - April 2008 - March 2009



Active Dispositions April 2008 - March 2009



Revenue Summary April 2008 - March 2009

